



# College Board Opportunity Scholarships



# College Board Opportunity Scholarships



**Build Your College List \$500**  
**(1,800 Scholarships)**

Get started by exploring colleges you're interested in with BigFuture™.



**Practice for the SAT \$500**  
**(2,200 Scholarships)**

Get ready for test day with Official SAT Practice on Khan Academy®.



**Explore Scholarships \$500**  
**(800 Scholarships)**

Find scholarships and other aid to help you pay for college.



**Strengthen Your College List \$500**  
**(400 Scholarships)**

Make sure your college list has a mix of safety, match, and reach schools.



**Complete the FAFSA \$500**  
**(1,700 Scholarships)**

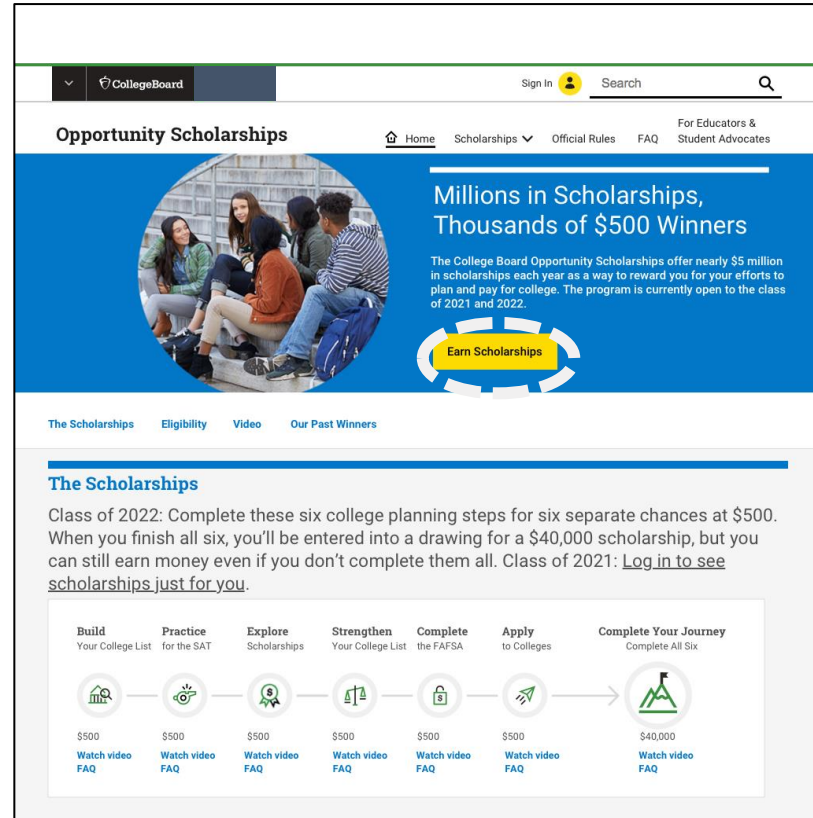
Fill out the free government form to apply for financial aid.




**Apply to Colleges \$500**  
**(300 Scholarships)**

Apply to the colleges you want to attend.

**Sign Up:** Students can visit **cb.org/opportunity** to join the program and take action to become eligible for scholarships.



 **After clicking Earn Scholarships:** Students are prompted to log in using their College Board account or create a College Board account if they don't have one. After that, they will be prompted to read and accept the Official Rules to join the program.

# Build Your College List: After juniors join the program, they can build a college list to become eligible for a \$500 scholarship.

1. Log in to [cb.org/opportunity](https://collegeboard.org/opportunity), visit **My Action Plan** and click the yellow button on the Build Your College List card
2. Build a **list with 6 or more schools** on BigFuture, based on your interests and preferences to become eligible for \$500 Opportunity Scholarship

Visit: [How to Build a College List](#) for more information.

**Build**  
Create a college list on BigFuture with at least **six colleges** for a chance to earn a \$500 scholarship.

Deadline: January 31

**Start**

**BigFuture**  
College Search

Save Selections Clear All Selections

SELECT FILTERS

- Test Scores & Selectivity
- Type of School
- Location
- Campus & Housing
- Majors & Learning Environment
- Sports & Activities
- Academic Credit
- Paying
- Additional Support Programs
- Diversity

Save Selections Clear All Selections

**You have 3,690 college options. Choose a category on the left to find the right ones for you. We'll help along the way.**

Not sure where to start? Go to College Search Step-by-Step, an interactive guide.

**Total time: Less than one hour**

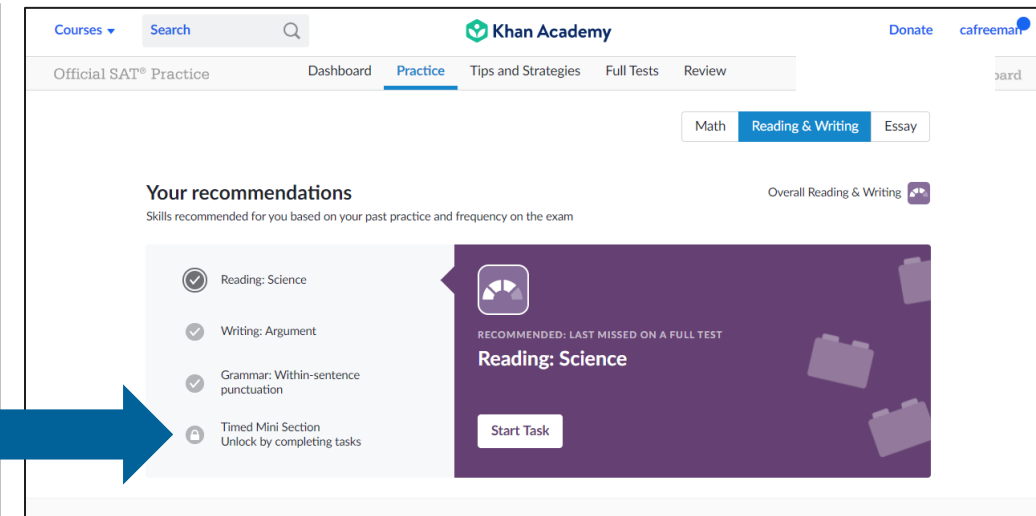
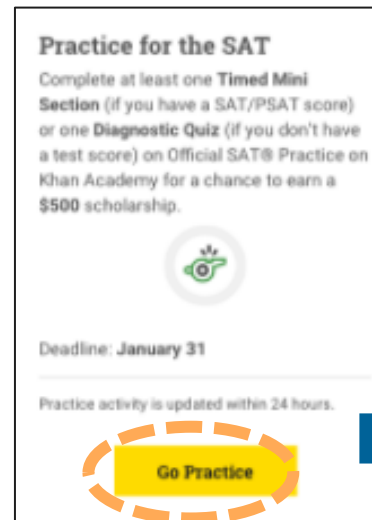
500 scholarships per month: January – March

100 scholarships per month: April - June

# Practice for the SAT: Once their Khan Academy and College Board accounts are linked, students can complete one **Timed Mini Section** to become eligible for \$500.

**For students who already took a PSAT or SAT assessment and linked accounts:**

1. Log in to [cb.org/opportunity](https://collegeboard.org/opportunity), visit **My Action Plan** and click the yellow button on the Practice for the SAT card
2. Be sure that Khan Academy and College Board accounts are linked
3. Do the 3 recommended practice activities to unlock a **Timed Mini Section**\*
4. Complete a Timed Mini Section to become eligible for \$500 Opportunity Scholarship for practicing for the SAT



**Total time: Less than one hour**

500 scholarships per month: January – March

100 scholarships per month: April - October

# Practice for the SAT: Once their Khan Academy and College Board accounts are linked, students can complete one **Diagnostic Quiz** to be eligible for \$500 for college.

*For students who do not yet have a PSAT or SAT score to share:*

1. Log in to [cb.org/opportunity](https://cb.org/opportunity), visit **My Action Plan** and click the yellow button on the Practice for the SAT card
2. Be sure that Khan Academy and College Board accounts are linked
3. Complete one **Diagnostic Quiz** to become eligible for \$500 Opportunity Scholarship for practicing for the SAT

The image shows two screenshots from the 'Practice for the SAT' website. The left screenshot is a promotional card with the title 'Practice for the SAT' and instructions to complete a 'Timed Mini Section' or a 'Diagnostic Quiz' to be eligible for a \$500 scholarship. A yellow 'Go Practice' button is highlighted with a dashed orange circle. A blue arrow points from this button to the right screenshot. The right screenshot shows the 'Official SAT® Practice' dashboard with the 'Practice' tab selected. Under 'Your diagnostics', there is a list of four quizzes: 'Quiz 1 – Math (No Calculator)', 'Quiz 2 – Math (No Calculator)', 'Quiz 3 – Math (Calculator OK)', and 'Quiz 4 – Math (Calculator OK)'. A callout box highlights 'Quiz 2 – Math (No Calculator)' with a 'Start Task' button.

**Total time: Less than one hour**

500 scholarships per month: January – March

100 scholarships per month: April - October